




SU' VENEERS
SPECIAL SURFACES



Greenlam
LAMINATES

EXPRESS IONS 17-18

EXPRESSIONS

YOU'VE PICKED
THE RIGHT
SHADECARD

Your spaces
will agree.



GREENLAM LAMINATES

To foray into the world of decorative laminates requires a vision. When the manufacturing process leads to the final product and everything is meticulously inspected for quality, Greenlam Laminates come into existence. Our 'Green' vision to produce eco-friendly laminates delivered durability with precise craft which later-on turned into an epitome of success.

Here's the future of
surface solutions.

WELCOME
GREENLAM
LAMINATES
FOR A BEAUTIFUL
TOMORROW.

**MILLIONS
OF PLEASSED
CUSTOMERS.**

**THOUSANDS
OF DÉCOR &
SURFACE
SOLUTIONS.**

**UNLIMITED
CHOICES.**



WE ARE ASKING
YOU TO EXPECT
MORE FROM US.
ALWAYS.



Creativity has no rule: to never settle.

That's why we at Greenlam, we never fail to exceed your expectations and keep on bringing new ideas and innovations. Yet again a step ahead, we are presenting Greenlam laminates shade-card with advanced features. Experience panoramic view, augmented reality and many such features to get inspired and create your dream spaces. Explore the limitless possibilities.

GIVE EVERY SPACE THE POWER OF EXPRESSIONS

The largest laminate manufacturing company in Asia and among top 3 laminate brands in the world, Greenlam Industries Ltd. is the most preferred choice for Architects and the discerning consumers alike when it comes to decorative surface solutions. Greenlam is the pioneer in bringing international trends in laminate designs to India.

Unrivalled reach

Pioneer in bringing international trends in laminate designs to India, we're present in over 100 countries like USA, Singapore, Hong Kong, UK, The Netherlands, UAE, Thailand, Indonesia, Taiwan, Canada, Bahrain, Hong Kong, Malaysia, Singapore, Dubai, South Africa, Australia, Mexico, Saudi Arabia, China, Europe and many more.

Keeping ideas green

We are inspired by nature. We are approved by nature and perhaps this is the secret behind our success. Through our green practices, we have obtained internationally acclaimed certificates like ISO 9001, ISO 14001, OHSAS 18001.

Our products also meet the international quality standards - BVQA of US & BS of United Kingdom and ETV certifications.

All that we offer

We offer the most comprehensive portfolio of residential and commercial surface products - decorative laminates, decorative veneers, room dividers and lockers, wall cladding, engineered wood floors and engineered doors & frames under the brand names Greenlam Laminates, Decowood Veneers, Greenlam Shardo, Greenlam Clads, Mikasa Real Wood Floors & Mikasa Doors & Frames.

NOTHING LESS THAN THE BEST. ALWAYS.

Make space for surfaces that care for you

At Greiner Lunkens, every space truly cares for you, because health never comes first. That's the reason why we get the only board which offers anti-bacterial property in each and every product.



SCAN & EXPERIENCE

Know the story behind unbeatable 10 year warranty

- Abrasion Resistant (Higher abrasion cycle than other laminates in the industry)
- Dry and Wet Heat Resistant
- Scratch Resistant
- Light Resistant
- Spilling Water Resistant
- High Temperature Resistant
- Wear Resistant



SCAN & EXPERIENCE

Reimagine your spaces with uncommon designs

After a thorough research of local trends in over 100 countries, we create our design. That's why not only the products last, the design last too. This is achieved by using the best European core paper.



SCAN & EXPERIENCE

The idea is to broaden access to GREEN LIVING

Right from the procurement, every step to create Greiner Lunkens is taken with a great eye, sensibility and care for the mother earth. Adhering to the necessary and green practices to ensure the brand retains ecological applications and certifications such as:



SCAN & EXPERIENCE

CONTENTS



01 ABSTRACT DESIGNS

True Metals	80
Photosprint	75
Stone Collection	89
Textile	81
Embossed Intricacies	90
Stucco	85

02 WOODS

WFD Collection	15
Designer Collection	21
Nuovo Smoked Collection	28
Naturalie Collection	32
Woodgrain Horizontal	36
Super Gloss	43
Country Wood	46
Chased Wood	49
Handscrapped	47
Woodgrain	50
Synthetic	11
Onyx	41

03 SOLID TEXTURED

Super Gloss	91
Raw Silk	93
Reflex	48
Pacific Trail	93
Eddy Ash	93
Techni Steel	92
Nappa Leather	92

05 HD GLOSS

HD Gloss	9
----------	---

04 SOLID

Popular Colour Solid	94
Solid	94

06 UNICORE

Unicore	10
---------	----

Symbols used

- 📏 Design available in Post Forming grade also
- 📏 Greenlam Doors Special also available in 2' x 7'
- 📏 Compact Laminate also available in 6' x 12'
- 📏 Design also available in 4.25' x 10"
- 📏 Design also available in 5' x 12'
- P Premium

New Design Highlighted In Red Colour

AFX

Greenish AFX, India's first and only anti-fingerprint laminates. It's not just a surface, it's a timeless luxury.

- Anti-fingerprint
- Scratch Resistant
- Low Maintenance



02

AFX

anti-fingerprint laminates.

Only thing left behind...
is a great impression.



SCAN & EXPERIENCE



AVAILABLE WITH PEEL GUAR.

Available in 3 colors

Standard Size: 425 x 117



9851 Black X



9851 White X



9852 EDEN GREY

Not a color and shade may not be 100% accurate. Always check the color and shade in person. There will be a color difference in different lighting conditions. The color and shade may vary slightly.

HD gloss

Now, your spaces will tell a dining story with Gracelan HD gloss laminate. The beauty of this gloss laminate lies in its sturdiness and versatile application.

- Best Gloss In The Town
- Abrasion Resistant
- MAR Resistant
- Scratch Resistant



04

HD gloss

Reflect your style in your spaces.



A

B



5523 (HOG) KOREAN WALNUT

A

B



5527 (HOG) MALAY TEAK



5544 (HOG) TURKISH TEAK



5523 (HOG) HORIZONTAL SANTOS



5522 (HOG) HORIZONTAL EBONY




5526 (HOG) RONSEI DAK



5524 (HOG) SAMARA OAK

A

B



762 (HDG) MAKASSAR WOOD

A

B



608 (HDG) AMERICAN WALNUT



5082 (HDG) LOUISIANA OAK

1

2



749 (HDG) SAPELE



777 (HDG) SUMATRA TEAK

3



6093 (HDG) SOUTHERN OAK



681 (HDG) CHERRY BETA



5672 (HDG) GREY MARQUINA



5671 (HDG) CRÈME MARQUINA

	A	B	C
1			
	101 (HDG) WHITE	107 (HDG) WOOL	124 (HDG) MYSORE WOVN
2			
	270 (HDG) SILVER GREY	141 (HDG) BEIGE	146 (HDG) CAMEL
3			
	207 (HDG) DIVINE YELLOW	217 (HDG) LIGHT DRINK	251 (HDG) BRIGHT GREEN
4			
	173 (HDG) BARGE PINK	204 (HDG) RED DYNASTY	459 (HDG) NOIR CURRENT
5			
	291 (HDG) ELECTRIC BLUE	181 (HDG) CHOCOLATE	201 (HDG) MAROON
6			
	261 (HDG) DARK GREY	401 (HDG) BLACK	

Product color rendering may vary due to photographic lighting sources or your monitor settings. Please refer to the physical product or full size sheet to accurate product image details.

Unicore

Welcome a world of perfection and inspiration that's a class apart. A perfect blend of craft, technology and art. Seamless Unicore Laminates are crafted to offer uniformity and seamlessness through the identical colour of the decorative surface and the core layers. Now, get the edge of flawless spaces.

- High quality imported paper
- Durable product



10

Unicore laminates

There is no place for darkness.

All Unicore are available in HD (Gloss & Matte finish).

* These swatches are just for colour reference, for actual colour please refer to page 101



Download the Blipper App, Scan Image & Experience the Unispectra.



SCAN & EXP

AVAILABLE IN 6 DÉCORS



SPRY

Synchro


There is no lie in a touch. Little creases. Slight ridges. Some up and some down. The Synchro Collection brings the most look and feel of the original crown pattern. Embossed to the perfection, this collection is a true reflection of a real wood in your world.



12
Synchro

There is no lie
in a touch.





S383 (S11) ROSENHEIM ELM



S382 (S11) KÖNIGS ELM



S381 (S11) CARDIFF ELM



S394 (S12) LEON ASH



S385 (S12) VALENCIA ASH



S386 (S12) TOLEDO ASH

VRB

The finest expression of nature was laid on a paper to produce one of the finest finishes. Meet Greenish VRB Collection. With textures borrowed from the heart of nature, this collection offers the essence of real wood veneers in the most premium way.

- Veracious Bark Veneer Finish
- Natural Look
- Available In 22 unique Designs



16

VRB
collection
Unveil the secrets
of nature.



A



9608 (VRB) VINTAGE TEAK

B



9617 (VRB) MAJESTIC OAK



5427 (VRB) REFRESH OAK



9614 (VRB) SPIRITED OAK

A



9618 (VRB) KOSHER WENGE

B



9611 (VRB) WHITE ASH

1



9624 (VRB) WALNUT DELICACY



9623 (VRB) WALNUT SUPREME

2

3



9605 (VRB) LIVID TEAK



9622 (VRB) PRIME WALNUT

A



5409 (VNB) ALASKAN

B



5429 (VNB) TRUSTED OAK

A



9601 (VNB) ELM GLOW

B



9607 (VNB) BLOSSOM TEAK

1

1

2

2

3

3



9610 (VNB) PURE ASH



9604 (VNB) NATTY ELM



9606 (VNB) XYLOD TEAK



9602 (VNB) URBANE ELM



9620 (VNB) IMMERSED WINE



9603 (VNB) APPEAL ELM



9608 (VNB) TEAK ESON

Designer collection

Every surface is an opportunity to explore and experience what's beyond ordinary. Creating a world you imagined is no less than any luxury. Find the ecstasy of extraordinary urban designs in your spaces.



22

Designer collection

Discover a world of possibilities



A



S321 (RAF) METROPOLIS SEED

P 11

B



S320 (RAF) METROPOLIS SLATE

P 11

A



S319 METROPOLIS STONE

B



S342 BARK OF THE WILLOW TREE

P 4

2



S319 (RAF) METROPOLIS STONE

P 11



S342 (CTR) BARK OF THE WILLOW TREE

P 15

A



5324 COASTAL DRIFT

B



5325 RAKU DRIFT

1

2

3



5324 (S&B) COASTAL DRIFT

P 11



5325 (S&B) RAKU DRIFT

P 11



5322 (S&B) STUCK

P 11



5323 (S&B) SCHO

P 11

A



5349 (RAW) SPETLECKE PINE

P 15

B



5349 (RAW) EICHEN PINE

P 15

1

2



5349 (S&B) SPETLECKE PINE

P 4



5349 (S&B) EICHEN PINE

P 4



SMA1 YOSEMITE

P4

Photo color and design may vary due to photographic lighting conditions or your monitor settings.
Please refer to the physical material or full size sheet for a complete product design and color.



SU' VENEERS
COLLEZIONE

28

Nuovo
smoked

Don't stray.
Go grey.

N S

Nuovo smoked

Creativity most appear to the world in the most basic manner. Getting inspired from natural elements, the Nuovo Smoked Collection complements urban interiors with its local greys and inspired Italian touch. It's time to indulge in design.



A

B



S338 (SAN) STEAMED BUCKLE

P 15

A

B



S344 TURQUOISE TEAK

P 4

1

1

2

2



S329 DREST OAK



S331 MENSCH ACACIA



S332 (SAN) ITALIAN BEECH

P 11



S339 STEAMED BUCKLE

P 4

A



5416 (SAN) GLACIER

P 11

B



5410 (SAN) SILVER ILLUSION

P 11

1

2

3



5415 (SIL) SAVONA

P 6



5422 AWGNOW GREY



5415 SAVONA



5030 SMOKED MAHOGWY

A



5043 LPO SAP

B

1

2



5401 (SAN) ARGENT ELM

P 11



5421 SWEET ALMOND

A



5330 PACIFIC OAK

B



5334 CANYON WALNUT

A



5335 BANKING TEAK

B



5337 MALAY TEAK

2



5432 (SAN) CONSTRUCT OAK



5430 HONEY AGH

2



5326 RUH WALNUT



5433 (SAN) KEAL OAK

P 11

A

B



5337 NOEX WALNUT

P 4

A

B



5527 WHITE TEAK



5526 HAMPSHIRE OAK

P 4

1

2



5527 (PTR) WHITE TEAK

P 11



5530 ARIZONA OAK

P 4

A

B



5328 BRSCOTT



5327 CHARTER

A



5524 SAMARA OAK

B



5521 (PTR) EXOTIC EBONY

P 11

A



5526 RONDEE OAK

B



5518 (BANCO) HORIZONTE



5524 (CHS) SAMARA OAK

P 11



5521 EXOTIC EBONY

2



5526 (CHS) RONDEE OAK

P 11



5518 (GRISO) HORIZONTE



5524 (PTR) SAMARA OAK

P 11



5522 HORIZONTAL EBONY

3



5526 (PTR) RONDEE OAK

P 11



5517 LYON WALNUT



5528 SAMBA TEAK



5529 PENINSULAR TEAK

4



5523 (PTR) HORIZONTAL SANTOS

P 11



5523 HORIZONTAL SANTOS

W T

Wood texture

Style your spaces with the serene touch of nature. Presenting the Wood Texture Collection - a perfect blend of wood texture and pattern. Experience subtle sophistication like never before.



40
Wood
texture
Re-imagining nature



A

B



5076 (DLM) PRINCIPAL OAK

P 11

A

B




5334 (DLM) CANYON WALNUT

P 11



401 (DLM) BLACK

P 11



107 (DLM) WOOL

P 11



5309 (DLM) CREST OAK

P 11



662 (DLM) HIGHLAND PINE

P 11

A

B



5343 (SGL) LINDO OAK

P 10

A

B



5335 (SGL) BANDUNG TEAK

P 10



5001 (SGL) SHUFF ELM

P 6

1

2

3



5079 (SGL) LUCENT ELM

P 6



5423 (SGL) BIANCA ROSELBA

P 6



5334 (SGL) CANYON WALNUT

P 10



5043 (SGL) SCARLET OYCAMORE

P 6



5076 (SGL) PRIMEVAL OAK

P 6



5000 (SGL) PURE ELM

P 6

A



5418 (SOL) BAGQUE HEARTWOOD

P 8

B



5420 (SOL) AUTUMN ELM

P 8

A



5315 (CTR) BANANA MET

P 11

B



5308 (CTR) RFT OAK

P 11

2



5425 (SOL) TOASTED WALNUT

P 8



5077 (SOL) ECOTERIC OAK

P 6

2



5309 (CTR) OAK FOSLIFE

P 11



5307 (CTR) RUPTURED OAK

P 11

3



5076 (SOL) ECOTERIC OAK

P 6



5516 (SOL) GREY RAFT WOOD

P 6

3



5314 (CTR) URBANE BANANA

P 11



5313 (CTR) BANANA WOOD

P 11

A



5056 (HSC) VOUGH PINE P 11

B



5001 (HSC) EUCALYPTUS GLOW P 11

A



706 (RAF) RICH WALNUT P 11

B



181 (RAF) CHOCOLATE P 11

2



5055 (HSC) CAFE PLUME P 11



5002 (HSC) PURE EUCALYPTUS P 11

2



401 (RAF) BLACK P 11



100 (RAF) ABSOLUTE WHITE P 11

3



5003 (HSC) SCORCHED EUCALYPTUS P 11



745 (HSC) JAWANTIQUE P 11

3



731 (RAF) WENGE P 11



5034 (RAF) GLACED WALNUT DARK P 11

A



5316 (CHS) RUSTIC OAK P 11

B



5316 (CHS) OAK RADIANCE P 11

A



5304 CLEAR SPLENDOR

B



5300 HAZEL CLUSTER

Z



5312 (CHS) CURED ASH P 11

B



5310 (CHS) WHITE ASH P 11

Z



707 CASTLE PLANK

B



706 COMET PLANK

D



5311 (CHS) CALIFORNIA ASH P 11

D



608 AMERICAN WALNUT

B



732 ZEPHYRO

A



5423 BANCA ROSELBA

B



673 PLAIN FIG. OYAMORE

A



702 CHERRY

B



5026 SULPHUR SPRING

2



778 JAKARTA TOM



793 ANTOLE SAN

2



5009 LARCH WOOD



5418 BASQUE HEARTWOOD

3



5007 WHITE LARCH



744 WHITE ANTOLE

3



5079 LUCENT ELM



5027 CLASSIC CARAMEL

A



718 SILVER MAPLE

B



5031 CLASSIC CREAM

A



700 WHITE BEECH

B



5053 FRESH PINE

2



5080 WASHED OAK



5420 AUTUMN ELM

2



5036 COCA IRO



5074 ZEBRAPES

3



608 CROSSFIRE WHITE



602 HILAND PINE

3



770 DOUGLAS FIR



5024 ALBA OAK

A



5307 REPTURED OAK

B



5216 OAK BALANCE

A



5425 TOASTED WALNUT

B



5000 PURE ELM

2



745 JAWA ANTIKLE



670 HORSE CHESTNUT

2



749 SIVELLE



605 MAHOGANY

3



774 MUNCH AZACA



738 OAK

3



5003 PHILIPPINE TEAK



5316 RFT OAK

A



5029 CROCODI

B



5054 ORNATE PINE

A



5077 NEOTERIC OAK

B



700 REAL EBONY

2



601 NATURAL PINE



614 PRECIOUS BEECH

2



628 ANEGRE



5076 PRIMAAL OAK

3



5016 BROOKS WALNUT



5081 SKIFF ELM

3



5030 NATURELLE OLIVE



5004 CORFANE WALNUT

A



#12 LIGHT BEECH

B



#5050 LUMBER OAK

A



#694 CROSSFIRE

B



#728 EUROPEAN WHITE ELM

2



#695 SAZARAN BEECH



#5055 CAFÉ PRUNE

2



#5315 BANANA MIST



#719 MINGFALL BEECH

3



#676 EUROPEAN WALNUT



#791 MILWAUKEE WALNUT

3



#5034 GLACED WALNUT DARK



#777 SUMATRA TEAK

A



5006 THANGAU MAPLE ●●●●●

B



5083 SOUTHERN OAK ●

A



706 RICH WALNUT ●●●●

B



5005 BAVARIAN BEECH (LIGHT) ●

2



727 FIGURED SYCAMORE ●



5018 RUSTIC OAK ●

2



5056 YOGUSH PRUNE ●●



683 GOLDEN MAPLE ●●

3



716 RUBBER WOOD ●



712 CRYSTAL MAPLE ●

3



701 RISING BEECH ●●



685 SWISS PEAR ●●

A



633 SUNSET BEECH

B



5039 FLISH ANEGRE

A



643 BOSTON MAPLE

B



5048 RED OAK

2



5043 SCARLET SYCAMORE



683 VANCOUVER MAPLE

2



652 WILD CHERRY



88T CHERRY TEAK

3



627 TIVA TEAK



5033 GLACED MUSTARD

3



711 SAW TEAK



890 BURMA TEAK

A



5726 COHLE CHERRY

F-4

B



743 GOLDEN ANTIQUE

A



731 WENGE

B



5005 GREY COCO



781 CROSSOVER WENGE

2



5076 ESOTERIC OAK



606 NAWMA TEAK

2



5032 GREY CORNELL



5009 SMOKED OAK

3



5082 LOUISIANA OAK



5050 PRIMITIVE OAK

3



776 JAVA TEAK

4



5018 TRUE WENGE



782 MAKASSAR WOOD



5004 LIME WHITE



5008 COOL BLUE

SRN

Stone

Aesthetic patterns undisturbed with innovation will never be passé with time. The Stone Collection offers the most desired interior finish for the contemporary life. When such imagination is put together, the best comes before you.



70

Stone collection
Unveil the secrets of nature



A



5574 (SGL) CANTIANO


P 10

A



5575 (SGL) BLACK MARBOK

P 10



5573 (STN) TANNED MARQUINA

P 11



5616 (SGL) URBAN CONCRETE™

P 8



5616 (STN) URBAN CONCRETE

P 11



5605 (SRA) CYCLO GREY

P 11



5618 (SRA) ECUADOR WHITE

P 11



5896 (STN) STEEL OXID

P 11



5894 (STN) COPPER TANK

P 11



5572 (STN) GREY MARQUINA

P 11



5571 (STN) CRÈME MARQUINA

P 11

Pearlescent

Welcomes flawlessly perfected designs for sparkling paffly in your spaces. The Pearlescent Collection is a creation marked by elegance. Now, create pleasing interior settings.

5



76

Pearlescent collection
The rare blend of beauty and purity



A



835 (83L) COPPERHORN

P 10

A



834 (83L) SILVER ROVERE

P 10

A



900 (SPK) GLISTEN P 10

B



901 (SGL) SHIMMER P 10



902 (SGL) GLITTER P 10



903 (SPK) GLIMMER P 10



933 (SGL) GLIMMER P 10



932 (SPK) GLITTER P 10



900 (SGL) GLISTEN P 10



901 (SPK) SHIMMER P 10

C



946 SHELL P 4

D



948 BLACK SEA PEARL P 4

A



908 METALINE P 4

B



923 META SILVER P 4



929 METALINE GREY P 4



921 GRAPHITE P 4

1

2

B



9001 (ZRL) SILVER FOIL P 4

C



9000 (ZRL) STEEL FOIL P 4

1

A



9003 (ZRL) BRONZE FOIL P 4



9002 (ZRL) GOLD FOIL P 4



9006 (ZRL) COPPER FOIL P 4

2

Textile

In the world of interiors, offbeat thinking has always led to splendid patterns. Textile Collection presents a new direction with exciting possibilities. Welcome urban sleekness and stunning visual patterns to your spaces.



82

Textile collection

Weave a story of splendid textures.



A



5602 (TDM) WOVEN ANTHRACITE

P 8

B



5601 (TDM) WOVEN ASH GREY

P 8

77x201

A



503 (TDM) MOD TWINE

P 4

B



503 MOD TWINE

1

2

3



505 (TDM) LIND ECSTASY

P 4



505 LIND ECSTASY



504 (TDM) EARTH ELITE

P 4



504 EARTH ELITE

A



5505 CLEAR MESH

B



5567 GREY MESH



5569 (ARTHER) MESH



5570 (IRONZ) MESH




5568 (SMOXY) MESH

A



5609 (50L) FIBRE ART GLT

P 10



5608 FIBRE ART PEWTER

P 4



5607 (50L) FIBRE ART OCEAN

P 10

B



5600 (50L) FIBRE ART PEWTER

P 10



5609 FIBRE ART GLT

P 4



5607 FIBRE ART OCEAN

P 4



5576 AZ100

P4

Printed color and design may vary due to photographic lighting source or your monitor settings.
Please refer to the physical material or full size panel for accurate product design and color.





SU' VENEERS
SIGNATURE SURFACES

88

Stucco
collection

Play in the
vibrant mode.

Stucco

Relevant under the artists' world, the Stucco Collection is perfectly finished to give a stylish pattern to your interiors. Go bold, go wild and explore unlimited possibilities that are possible at Signature Surfaces.



A



187 (STQ) WOOL

P 11

B



243 (STQ) SEA GREEN

P 11

A



100 (EM) ABSOLUTE WHITE

P 11

B



132 (EM) CYCLONE

P 11

1

1

2

2



452 (STQ) PLUM

P 11



261 (STQ) DARK GREY

P 11




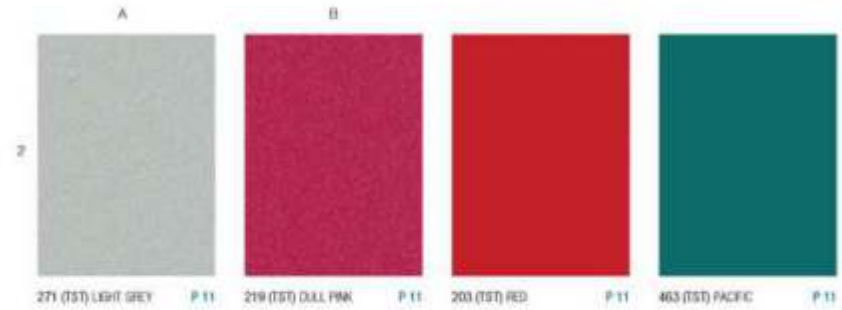

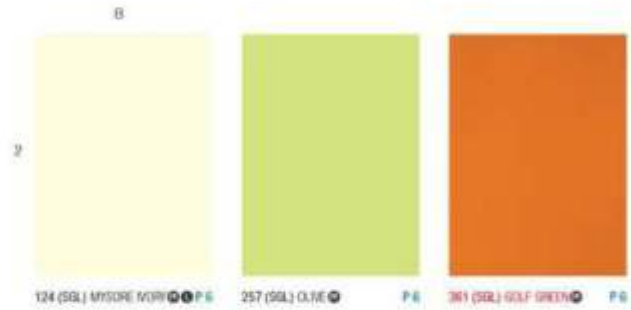

281 (EM) DARK GREY

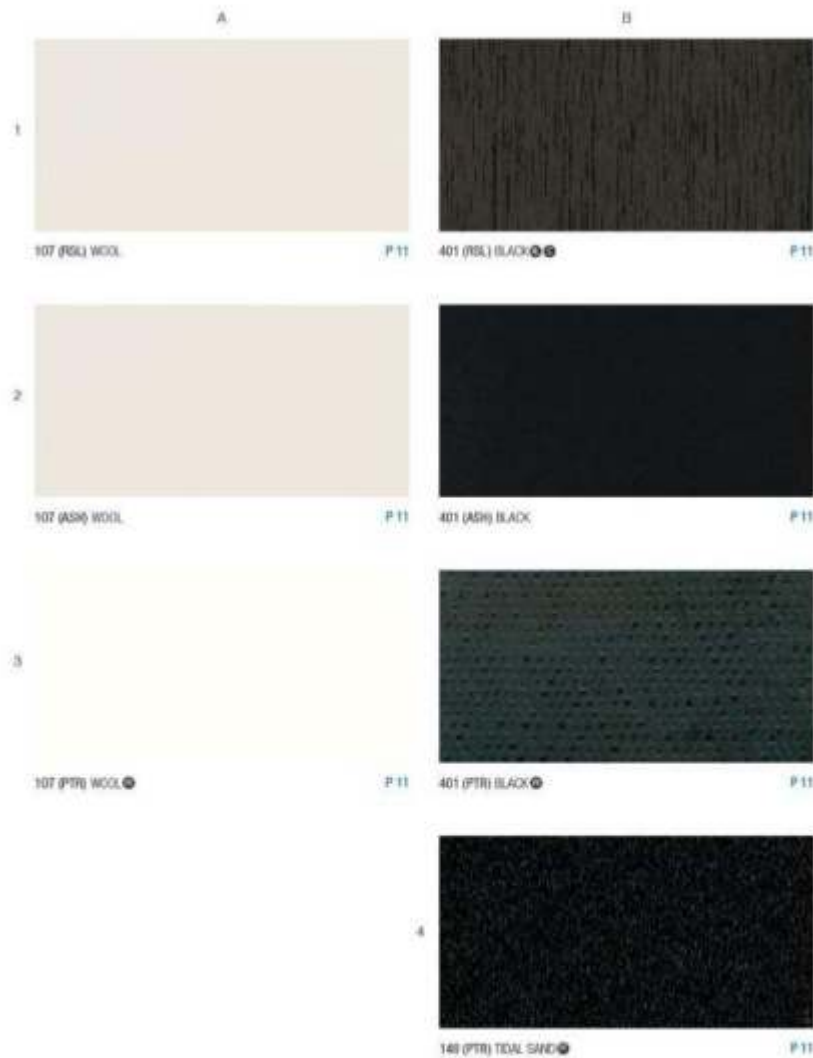
P 11



401 (EM) BLACK

P 11





SOLID popular



	A	B	C	D	E
1					
2					
3					
4					
5					
6					

	A	B	C	D	E
1					
2					
3					
4					
5					
6					

D.Number	Finish	Design Name	Page	Row	Column	P	D	L	R	C
101	HOG	White	9	1	A	FF	-	-	-	-
101	SSL	White	9	1	C	FF	-	L	-	-
101	SEDE	White	9	2	A	FF	D	L	-	-
102	SEDE	Stone White	9	2	B	FF	-	-	-	-
107	HOG	Wash	9	1	B	FF	-	-	-	-
107	DM	Wash	9	1	B	FF	-	-	-	-
107	STC	Wash	9	1	A	FF	-	-	-	-
107	SL	Wash	9	1	D	FF	-	L	-	-
107	TS	Wash	9	1	D	FF	-	L	-	-
107	HL	Wash	9	1	A	FF	-	-	-	-
107	ASH	Wash	9	2	A	FF	-	-	-	-
107	PS	Wash	9	2	A	FF	-	-	-	-
107	SEDE	Wash	9	1	D	FF	D	L	-	-
108	RAF	Alabaster White	9	1	B	FF	-	-	-	-
108	EM	Alabaster White	9	1	A	FF	-	-	-	-
108	SEDE	Alabaster White	9	1	C	FF	-	-	-	-
124	SEDE	Ivory	9	5	A	FF	-	-	RL	C
124	HOG	Milky Ivory	9	1	C	FF	-	-	-	-
124	SSL	Milky Ivory	9	2	B	FF	-	L	-	-
124	TS	Milky Ivory	9	2	C	FF	-	-	-	-
124	SEDE	Milky Ivory	9	1	E	FF	D	L	RL	C
125	SEDE	Sand	9	5	B	FF	-	-	-	-
132	DM	Cyclone	9	1	B	FF	-	-	-	-
132	SEDE	Cyclone	9	4	B	FF	D	L	-	-
133	SEDE	Moat Stone	9	4	A	FF	D	L	RL	C
134	NL	Mud Ash	9	4	C	FF	-	-	-	-
134	SEDE	Mud Ash	9	5	D	FF	-	L	RL	C
141	HOG	Sage	9	2	B	FF	-	-	-	-
141	TS	Sage	9	2	A	FF	-	-	-	-
141	SEDE	Sage	9	5	A	FF	D	L	RL	C
144	SEDE	Shower	9	6	B	FF	-	-	-	-
145	SEDE	Desire	9	5	C	FF	-	-	-	-
146	HOG	Catwalk	9	2	C	FF	-	-	-	-
146	SEDE	Catwalk	9	5	E	FF	-	-	-	-
147	SEDE	Cah	9	6	D	FF	-	-	-	-
148	SSL	Teal Sand	9	3	A	FF	-	-	-	-
148	NL	Teal Sand	9	4	B	FF	-	-	-	-
148	PS	Teal Sand	9	4	B	FF	-	-	-	-
148	SEDE	Teal Sand	9	4	C	FF	-	-	-	-
152	NL	Almond	9	4	A	FF	-	-	-	-
152	SEDE	Almond	9	5	A	FF	D	L	-	-
151	SEDE	Hot Pink	9	3	A	FF	-	-	RL	C
152	SEDE	Sky	9	4	D	FF	-	L	RL	C
153	SEDE	Light Red	9	1	E	FF	-	-	-	-
156	SEDE	Pink	9	1	B	FF	-	-	-	-
158	SEDE	Rose Pink	9	1	D	FF	-	-	-	-
171	SEDE	Almond Pink	9	1	C	FF	-	-	-	-
172	SEDE	Light Pink	9	1	A	FF	-	-	-	-
173	HOG	Bubble Pink	9	4	A	FF	-	-	-	-
173	SEDE	Bubble Pink	9	3	B	FF	-	-	RL	C
181	HOG	Chocolate	9	1	B	FF	-	-	-	-
181	RAF	Chocolate	9	1	B	FF	-	-	-	-
181	NL	Chocolate	9	4	D	FF	-	-	-	-
181	SEDE	Chocolate	9	6	E	FF	-	L	-	-
201	HOG	Maroon	9	5	C	FF	-	-	-	-
201	SEDE	Maroon	9	5	F	FF	-	L	RL	C
203	SSL	Red	9	3	B	FF	-	-	-	-
203	TS	Red	9	3	C	FF	-	-	-	-
203	SEDE	Red	9	4	E	FF	-	-	-	-
204	HOG	Red Dynasty	9	4	B	FF	-	-	-	-
204	SEDE	Red Dynasty	9	4	D	FF	D	L	RL	C
209	SEDE	Rock	9	6	C	FF	-	-	-	-
207	HOG	Onyx Yellow	9	3	A	FF	-	-	-	-
207	SEDE	Onyx Yellow	9	5	E	FF	-	L	RL	C
208	SEDE	Mango	9	4	A	FF	-	-	-	-

D.Number	Finish	Design Name	Page	Row	Column	P	D	L	R	C
213	SEDE	Orange	9	4	C	FF	-	-	-	-
217	HOG	Light Orange	9	3	B	FF	-	-	-	-
217	SSL	Light Orange	9	4	B	FF	-	L	-	-
217	SEDE	Light Orange	9	4	B	FF	-	L	RL	C
219	TS	Dark Pink	9	2	B	FF	-	-	-	-
219	SEDE	Dark Pink	9	3	D	FF	-	-	-	-
220	SEDE	Peach Pink	9	3	C	FF	-	-	-	-
229	SSL	Yellow	9	4	A	FF	-	L	-	-
229	SEDE	Yellow	9	5	D	FF	-	L	RL	C
230	SEDE	Green Yellow	9	5	B	FF	-	-	RL	C
241	SEDE	Near Green	9	1	D	FF	-	-	-	-
242	STC	Sea Green	9	1	B	FF	-	-	-	-
242	SEDE	Sea Green	9	2	B	FF	-	-	-	-
243	SEDE	Dark Green	9	2	C	FF	-	L	-	-
243	SEDE	Dark Green	9	2	C	FF	-	L	-	-
247	SEDE	Teal Green	9	2	B	FF	-	L	RL	C
248	SEDE	Leaf Green	9	3	C	FF	-	-	-	-
250	SEDE	Olive Green	9	1	E	FF	-	-	-	-
251	HOG	Bright Green	9	3	C	FF	-	-	-	-
251	SEDE	Bright Green	9	1	B	FF	-	-	RL	C
252	SSL	Olive	9	2	C	FF	-	-	-	-
252	SEDE	Olive	9	1	A	FF	-	-	RL	C
259	SEDE	Line	9	1	C	FF	-	L	RL	C
260	SEDE	Apple Green	9	5	D	FF	-	-	-	-
261	HOG	Dark Grey	9	6	A	FF	-	-	-	-
261	STC	Dark Grey	9	7	B	FF	-	-	-	-
261	EM	Dark Grey	9	2	A	FF	-	-	-	-
261	TS	Dark Grey	9	3	C	FF	-	-	-	-
261	SEDE	Dark Grey	9	2	D	FF	D	L	RL	C
262	SEDE	Grey	9	1	D	FF	-	L	-	-
265	SEDE	Jay Sand	9	3	B	FF	-	-	-	-
266	SEDE	Ash Grey	9	1	E	FF	-	-	-	-
267	SEDE	Black Grey	9	2	C	FF	-	-	-	-
268	SEDE	Dark	9	3	C	FF	-	L	RL	C
269	SEDE	Spring	9	3	D	FF	-	-	-	-
270	HOG	Silver Grey	9	2	A	FF	-	-	-	-
270	SEDE	Silver Grey	9	2	B	FF	D	L	-	-
271	TS	Light Grey	9	2	A	FF	-	-	-	-
271	SEDE	Light Grey	9	2	C	FF	-	L	RL	C
272	SEDE	Coast	9	2	D	FF	-	-	-	-
273	SEDE	Sky Grey	9	6	A	FF	-	-	-	-
274	SEDE	Pine Hut	9	2	E	FF	-	-	-	-
275	SEDE	Pearl Grey	9	5	A	FF	-	L	RL	C
276	TS	Pebble	9	3	B	FF	-	-	-	-
276	SEDE	Pebble	9	4	E	FF	-	-	-	-
277	SEDE	Cherokee	9	3	E	FF	-	-	-	-
280	SEDE	Blue	9	4	D	FF	-	L	-	-
281	SEDE	Navy Blue	9	6	E	FF	-	-	RL	C
282	SEDE	Light Blue	9	5	B	FF	-	-	-	-
283	SEDE	Sky Blue	9	4	B	FF	-	-	-	-
284	SEDE	Coast	9	4	A	FF	-	-	RL	C
285	SEDE	Lilac	9	2	B	FF	-	-	-	-
286	SEDE	Lupine	9	2	A	FF	-	-	-	-
291	HOG	Electric Blue	9	5	A	FF	-	-	-	-
291	SEDE	Electric Blue	9	5	E	FF	D	L	-	C
292	SEDE	Celestial Blue	9	5	D	FF	-	-	-	-
294	SEDE	Naval	9	5	A	FF	-	-	-	-
296	SEDE	Aur	9	3	A	FF	-	-	-	-
296	SEDE	Ice	9	6	C	FF	-	-	-	-
297	SEDE	Near Oatley	9	6	D	FF	-	-	RL	C
300	SSL	Robin Blue	9	1	C	FF	-	-	-	-
300	SEDE	Robin Blue	9	4	E	FF	-	-	-	-
303	SEDE	Joyful Blue	9	4	C	FF	-	L	-	-
304	SEDE	Blue Hat	9	5	D	FF	-	-	-	-
305	SSL	Golf Green	9	2	D	FF	-	-	-	-

D.Number	Finish	Design Name	Page	Row	Column	P	D	L	R	C
301	SEDE	Golf Green	9	2	D	FF	-	-	-	-
302	SSL	Navy	9	3	D	FF	-	-	-	-
302	SEDE	Navy	9	6	B	FF	-	-	-	-
401	HOG	Black	9	6	B	FF	-	-	-	-
401	DM	Black	9	1	A	FF	-	-	-	-
401	RAF	Black	9	2	A	FF	-	-	-	-
401	EM	Black	9	2	B	FF	-	-	RL	C
401	SL	Black	9	1	A	FF	-	L	-	-
401	TS	Black	9	3	D	FF	-	-	-	-
401	HL	Black	9	3	B	FF	-	-	XL	C
401	ASH	Black	9	3	B	FF	-	-	-	-
401	PS	Black	9	3	B	FF	-	-	-	-
401	SEDE	Black	9	2	E	FF	-	L	RL	C
401	SEDE	Lowland	9	2	A	FF	-	-	-	-
402	STC	Flux	9	2	A	FF	-	-	-	-
402	SEDE	Flux	9	2	D	FF	-	-	-	-
404	SEDE	Purple	9	2	C	FF	-	-	-	-
408	HOG	Near Current	9	4	C	FF	-	-	-	-
408	SSL	Near Current	9	3	C	FF	-	-	-	-
408	SEDE	Near Current	9	2	E	FF	-	-	-	-
403	TS	Pacific	9	2	D	FF	-	-	-	-
403	SEDE	Pacific	9	3	E	FF	-	-	-	-
503	DM	Mid Teal	9	1	A	FF	-	-	-	-
503	SEDE	Mid Teal	9	1	B	FF	-	-	-	-
504	DM	Carry On	9	2	A	FF	-	-	-	-
504	SEDE	Carry On	9	3	B	FF	-	-	-	-
505	SEDE	Live Coasting	9	2	B	FF	-	-	-	-
505	DM	Live Coasting	9	2	A	FF	-	-	-	-
605	SEDE	Melange	9	2	B	FF	-	-	-	-
605	SEDE	Navy Teal	9	2	B	FF	-	-	-	-
606	HOG	American Walnut	9	1	A	FF	-	-	-	-
606	SEDE	American Walnut	9	3	A	FF	D	-	-	-
612	SEDE	Light Beech	9	1	A	FF	-	-	-	-
614	SEDE	Pecanous Bech	9	2	E	FF	-	-	-	-
627	SEDE	Teak Teak	9	3	A	FF	-	-	-	-
628	SEDE	Avon	9	2	A	FF	-	-	-	-
631	SEDE	Marble Pine	9	2	A	FF	-	-	-	-
632	SEDE	Sunset Beach	9	1	A	FF	D	-	-	-
640	SEDE	Robin Maple	9	1	A	FF	-	-	-	-
652	SEDE	Wild Cherry	9	2	A	FF	D	-	-	-
670	SEDE	Wine Chestnut	9	2	B	FF	-	-	-	-
673	SEDE	Pine Fig Spanses	9	1	B	FF	-	-	-</	

D.Number	Finish	Design Name	Page	Row	Column	P	D	L	C	C
0048	SLE2	Red Oak	54	1	B	FF	D	L	-	-
0050	SLE2E	Umber Oak	56	1	B	FF	D	L	-	-
0053	SLE2E	Fresh Pine	54	1	B	FF	-	-	-	-
0054	SLE2E	Great Pine	57	1	B	FF	-	-	-	-
0056	HG	Cash Pine	47	2	A	-	-	-	-	-
0058	SLE2E	Cash Pine	59	2	B	FF	-	L	-	-
0058	HG	Viggo Pine	47	1	A	-	-	-	-	-
0058	SLE2E	Viggo Pine	62	2	A	FF	-	L	-	-
0059	SLE2E	Princeton Oak	65	3	B	FF	-	-	-	-
0060	SLE2E	Smoked Oak	66	2	B	FF	-	-	-	-
0060	SLE2E	Walnut Oak	53	2	A	FF	-	-	-	-
0074	SLE2E	Zelwood	54	2	A	FF	-	-	-	-
0075	GM	Princeton Oak	41	1	A	-	-	-	-	-
0076	SG	Princeton Oak	43	2	A	FF	-	-	-	-
0076	SLE2E	Princeton Oak	56	2	B	FF	-	-	-	-
0077	SG	Norwalk Oak	45	2	B	FF	-	-	-	-
0077	SLE2E	Norwalk Oak	58	1	A	FF	-	-	-	-
0078	SG	Essex Oak	45	3	A	FF	-	-	-	-
0078	SLE2E	Essex Oak	60	2	A	FF	-	-	-	-
0079	SG	Luxent Elm	44	2	A	FF	-	-	-	-
0079	SLE2E	Luxent Elm	52	3	A	FF	-	-	-	-
0080	SG	Pure Elm	43	2	B	FF	-	-	-	-
0080	SLE2E	Pure Elm	56	1	B	FF	-	-	-	-
0081	SG	Swift Elm	44	1	B	FF	-	-	-	-
0081	SLE2E	Swift Elm	57	2	B	FF	-	-	-	-
0082	HG	Louisiana Oak	6	1	B	FF	-	-	-	-
0082	SLE2E	Louisiana Oak	65	3	A	FF	-	-	-	-
0083	HG	Southern Oak	8	3	A	FF	-	-	-	-
0083	SLE2E	Southern Oak	61	1	B	FF	-	-	-	-
0084	SLE2E	Line White	62	1	A	FF	-	-	-	-
0086	SLE2E	Cash Pine	66	1	A	FF	-	-	-	-
0071	HG	Eucalyptus Elm	47	1	B	-	-	-	-	-
0072	HG	Pure Eucalyptus	47	2	B	-	-	-	-	-
0073	HG	Doanath Eucalyptus	47	3	A	-	-	-	-	-
0004	SLE2E	Clear Sparrow	50	1	A	FF	-	-	-	-
0008	SLE2E	Navel Under	50	1	B	FF	-	-	-	-
0007	CR	Rugwood Oak	40	2	B	FF	-	-	-	-
0007	SLE2E	Rugwood Oak	55	1	A	FF	-	-	-	-
0008	CR	Rift Oak	46	1	B	FF	-	-	-	-
0008	SLE2E	Rift Oak	56	3	B	FF	-	-	-	-
0009	CR	Oak Flamingo	46	2	A	FF	-	-	-	-
0010	CH	White Ash	49	2	B	-	-	-	-	-
0011	CH	California Ash	49	3	B	-	-	-	-	-
0012	CH	Curel Ash	49	2	A	-	-	-	-	-
0013	CR	Banana Walnut	46	3	B	FF	-	-	-	-
0014	CR	Utah Banana	46	3	A	FF	-	-	-	-
0015	CR	Banana Mat	46	1	A	FF	-	-	-	-
0016	SLE2E	Banana Mat	60	2	A	FF	-	-	-	-
0018	CH	Oak Rockland	49	1	B	-	-	-	-	-
0018	SLE2E	Oak Rockland	55	1	B	FF	-	-	-	-
0019	CH	Rustic Oak	49	1	A	-	-	-	-	-
0019	SLE2E	Rustic Oak	61	2	A	FF	-	-	-	-
0019	SLE2E	Metropolis Stone	24	1	A	FF	-	-	-	-
0019	HG	Metropolis Stone	24	2	A	-	-	-	-	-
0020	HG	Metropolis Stone	23	1	B	-	-	-	-	-
0020	SLE2E	Metropolis Stone	23	2	B	FF	-	-	-	-
0021	HG	Metropolis Stone	23	1	A	-	-	-	-	-
0021	SLE2E	Metropolis Stone	23	2	A	FF	-	-	-	-
0022	SAH	Stucco	25	3	A	-	-	-	-	-
0023	SAH	Stucco	25	3	B	-	-	-	-	-
0024	SAH	Coastal Drift	25	2	A	-	-	-	-	-
0024	SLE2E	Coastal Drift	25	1	A	FF	-	-	-	-
0025	SAH	Naku Drift	25	2	B	-	-	-	-	-
0025	SLE2E	Naku Drift	25	1	B	FF	-	-	-	-
0026	SLE2E	Ruen Walnut	34	2	A	FF	-	-	-	-

D.Number	Finish	Design Name	Page	Row	Column	P	D	L	C	C
0027	SLE2E	Cheri	33	2	B	FF	-	-	-	-
0028	SLE2E	Shanti	33	2	A	FF	-	-	-	-
0029	SLE2E	Cash Oak	29	2	A	FF	-	-	-	-
0029	GM	Cash Oak	42	2	A	-	-	-	-	-
0030	SLE2E	Sierra Mahogany	21	3	B	FF	-	-	-	-
0031	SLE2E	Midnight Walnut	26	2	B	FF	-	-	-	-
0032	SAH	Nolan Birch	32	2	A	-	-	-	-	-
0033	HG	Nordic Walnut	5	1	A	FF	-	-	-	-
0033	SLE2E	Nordic Walnut	25	1	A	FF	-	-	-	-
0034	SLE2E	Canyon Walnut	33	1	B	FF	-	-	-	-
0034	SAH	Canyon Walnut	44	3	A	FF	-	-	-	-
0034	GM	Canyon Walnut	42	1	A	-	-	-	-	-
0035	SLE2E	Sanbury Oak	34	1	A	-	-	-	-	-
0035	SG	Sanbury Oak	44	1	A	-	-	-	-	-
0036	SLE2E	Arden Oak	33	1	A	FF	-	-	-	-
0037	HG	Milly Oak	6	1	A	FF	-	-	-	-
0037	SLE2E	Milly Oak	34	1	B	FF	-	-	-	-
0038	SAH	Shannon Shadblow	29	1	A	-	-	-	-	-
0038	SLE2E	Shannon Shadblow	30	2	B	FF	-	-	-	-
0039	SLE2E	Shannon Pine	26	2	A	FF	-	-	-	-
0039	HG	Shannon Pine	26	1	A	-	-	-	-	-
0040	SLE2E	Shannon Pine	26	2	B	FF	-	-	-	-
0041	SLE2E	Norwalk	27	1	A	FF	-	-	-	-
0042	CR	Bank of the yellow Tree	24	2	B	FF	-	-	-	-
0042	SLE2E	Bank of the yellow Tree	24	1	B	FF	-	-	-	-
0043	SLE2E	Line Sap	32	1	A	FF	-	-	-	-
0043	SG	Line Sap	43	1	A	FF	-	-	-	-
0044	HG	Turquoise Oak	6	1	B	FF	-	-	-	-
0044	SLE2E	Turquoise Oak	30	1	A	FF	-	-	-	-
0051	DT	Castell Elm	13	2	B	-	-	-	-	-
0052	DT	Rough Elm	13	2	A	-	-	-	-	-
0053	DT	Rosebush Elm	13	1	A	-	-	-	-	-
0054	DT	Luxent Ash	14	1	A	-	-	-	-	-
0055	DT	Valencia Ash	14	2	A	-	-	-	-	-
0056	DT	Norwalk Ash	14	2	B	-	-	-	-	-
0057	SAH	Argent Elm	22	2	A	-	-	-	-	-
0058	VH	Alaska	19	1	A	-	-	-	-	-
0059	SAH	Green Aspen	21	1	B	-	-	-	-	-
0059	SLE2E	Seneca	21	3	A	FF	-	-	-	-
0059	SG	Seneca	21	2	A	FF	-	-	-	-
0059	SAH	Clack	21	1	A	-	-	-	-	-
0058	SG	Staccato Heartwood	45	1	A	FF	-	-	-	-
0058	SLE2E	Staccato Heartwood	52	2	B	FF	-	-	-	-
0020	SG	Aspen Elm	45	1	B	FF	-	-	-	-
0020	SLE2E	Aspen Elm	53	2	B	FF	-	-	-	-
0020	SLE2E	Algonquin Gray	31	2	B	FF	-	-	-	-
0023	SG	Sierra Rosebush	44	2	B	FF	-	-	-	-
0023	SLE2E	Sierra Rosebush	51	1	A	FF	-	-	-	-
0025	SG	Toasted Walnut	45	2	A	FF	-	-	-	-
0025	SLE2E	Toasted Walnut	50	1	A	FF	-	-	-	-
0026	VH	Unwashed Ash	19	3	A	-	-	-	-	-
0027	VH	Hebrew Oak	17	2	A	-	-	-	-	-
0028	VH	Utah Oak	19	1	B	-	-	-	-	-
0028	SLE2E	Henry Ash	33	2	B	FF	-	-	-	-
0031	SLE2E	Sweet Almond	32	2	B	FF	-	-	-	-
0032	SAH	Constrict Oak	33	2	A	-	-	-	-	-
0033	SAH	Wash Oak	24	2	B	-	-	-	-	-
0034	SG	Gray Bark Wood	45	3	B	-	-	-	-	-
0037	SLE2E	Lyon Walnut	36	1	A	FF	-	-	-	-
0038	SLE2E	Sierra Heartwood	36	1	B	FF	-	-	-	-
0039	SLE2E	Organ Heartwood	36	2	B	FF	-	-	-	-
0020	SLE2E	Herpetaria Oak	36	1	B	FF	-	-	-	-
0021	PTH	Lucas Ebony	37	1	B	FF	-	-	-	-
0021	SLE2E	Lucas Ebony	37	2	B	FF	-	-	-	-

D.Number	Finish	Design Name	Page	Row	Column	P	D	L	C	C
0022	HG	Horizontal Ebony	5	2	B	FF	-	-	-	-
0022	SLE2E	Horizontal Ebony	37	3	B	FF	D	-	-	-
0023	HG	Horizontal Seneca	5	2	A	FF	-	-	-	-
0023	PTH	Horizontal Seneca	36	4	A	FF	-	-	-	-
0023	SLE2E	Horizontal Seneca	36	4	B	FF	-	-	-	-
0024	HG	Seneca Oak	6	2	B	FF	-	-	-	-
0024	SLE2E	Seneca Oak	37	1	A	FF	-	-	-	-
0024	PTH	Seneca Oak	37	3	A	FF	-	-	-	-
0024	CH	Seneca Oak	37	2	A	-	-	-	-	-
0026	HG	Ironside Oak	6	2	A	FF	-	-	-	-
0026	PTH	Ironside Oak	36	3	A	FF	-	-	-	-
0026	CH	Ironside Oak	36	2	A	-	-	L	-	-
0026	SLE2E	Ironside Oak	36	1	A	FF	D	L	-	-
0027	SLE2E	White Oak	36	1	A	FF	-	-	-	-
0027	PTH	White Oak	36	2	A	FF	-	-	-	-
0028	SLE2E	Seabrook Oak	37	4	A	FF	-	-	-	-
0029	SLE2E	Perimeter Oak	37	4	B	FF	-	-	-	-
0030	SLE2E	Alpina Oak	38	2	B	FF	-	-	-	-
0046	SLE2E	Clear Mesh	85	1	A	FF	D	-	-	-
0047	SLE2E	Gray Mesh	85	1	B	FF	D	-	-	-
0048	SLE2E	Smoky Mesh	85	3	A	FF	D	-	-	-
0049	SLE2E	Earthen Mesh	85	2	B	FF	D	-	-	-
0050	SLE2E	Straw Mesh	85	3	B	FF	D	-	-	-
0071	HG	Clara Marquina	7	2	B	FF	-	-	-	-
0071	STN	Clara Marquina	74	3	B	FF	-	-	-	-
0072	HG	Gray Marquina	7	2	A	FF	-	-	-	-
0072	STN	Gray Marquina	74	3	A	FF	-	-	-	-
0073	STN	Tanned Marquina	73	1	A	FF	-	-	-	-
0074	SG	Statino	71	1	A	FF	-	-	-	-
0075	SG	Black Marquin	72	1	A	FF	-	-	-	-
0076	SLE2E	Acacia	87	1	A	FF	-	-	-	-
0001	TM	Woven Ash Gray	83	1	B	-	-	-	-	-
0002	TM	Woven Anthracite	83	1	A	-	-	-	-	-
0005	SPA	Lucky Gray	74	1	A	-	-	-	-	-
0007	SLE2E	Flare Jet Onyx	86	3	B	-	-	-	-	-
0007	SG	Flare Jet Onyx	86	3	A	-	-	-	-	-

GREENLAM L RANGE - 4.25' X 10'

D.No.	Finish	Design Name	Page	Row	Column	E
101	SGL	White	91	1	C	L
101	SLDSE	White	94	2	A	L
107	SGL	Wood	94	1	D	L
107	SLDSE	Wood	94	1	D	L
124	SGL	Mysons Ivory	91	2	B	L
124	SLDSE	Mysons Ivory	94	1	E	L
132	SLDSE	Cyclone	94	4	B	L
132	SLDSE	Moon Stone	94	4	A	L
134	SLDSE	Multi Ash	94	5	D	L
141	SLDSE	Belge	96	6	A	L
162	SLDSE	Hot Pink	94	5	A	L
163	SLDSE	Ray	94	4	D	L
181	SLDSE	Crusader	98	6	E	L
201	SLDSE	Maroon	98	3	E	L
204	SLDSE	Red Dynasty	98	4	D	L
207	SLDSE	Divine Yellow	98	5	E	L
217	SGL	Light Orange	91	4	B	L
217	SLDSE	Light Orange	98	4	B	L
220	SGL	Yellow	91	4	A	L
226	SLDSE	Yellow	98	5	D	L
246	SLDSE	Dark Green	98	2	B	L
247	SLDSE	Dutch Green	98	2	E	L
259	SLDSE	Line	98	1	C	L
261	SLDSE	Dark Grey	94	2	D	L
261	SLDSE	Grey	94	1	D	L
266	SLDSE	Ash Grey	94	1	E	L
266	SLDSE	Dust	94	3	C	L
271	SLDSE	Silver Grey	94	2	B	L
271	SLDSE	Light Grey	94	2	C	L
274	SLDSE	Pine Nut	94	2	E	L
275	SLDSE	Peel Grey	94	3	A	L
280	SLDSE	Blue	98	4	D	L
291	SLDSE	Electric Blue	98	5	E	L
301	SLDSE	Jay's Eye Blue	98	4	C	L
304	SLDSE	Blue Bell	98	5	D	L
401	SGL	Black	91	4	D	L
401	SLDSE	Black	94	2	F	L
736	SLDSE	Kuruman White Oak	60	1	B	L
738	SLDSE	Oak	58	2	B	L
740	SLDSE	Sepals	58	2	A	L
756	SLDSE	Red Walnut	62	1	A	L
770	SLDSE	Douglas Fir	54	3	A	L
791	SLDSE	Missouri Walnut	58	3	B	L
793	SLDSE	Arby's Oak	51	2	B	L
823	SLDSE	White Silver	80	2	B	L
909	SLDSE	Metairie Grey	80	2	C	L
940	SLDSE	Black Sea Pearl	80	1	D	L
9903	SLDSE	Philippine Teak	86	3	A	L
9904	SLDSE	Lombard Walnut	58	3	B	L
9906	SLDSE	Thames Maple	61	1	A	L
9907	SLDSE	White Larch	51	2	A	L
9909	SLDSE	Larch Wood	52	2	A	L
9910	SLDSE	Brooks Walnut	57	3	A	L
9926	SLDSE	Sequoia Sprig	51	1	B	L
9940	SLDSE	Red Oak	64	1	B	L
9950	SLDSE	Unbleached	59	1	B	L
9955	SLDSE	Cold Plum	59	2	B	L
9956	SLDSE	Virginia Pine	62	2	A	L
9925	ONE	Varadale Oak	38	2	A	L
9926	SLDSE	Varadale Oak	38	1	A	L

GREENLAM XL RANGE - 5' X 12'

D.No.	Finish	Design Name	Page	Row	Column	C
121	SLDSE	Ivory	96	5	A	R
124	SLDSE	Mysons Ivory	94	1	E	R
132	SLDSE	Moon Stone	94	4	A	R
134	SLDSE	Multi Ash	94	5	D	R
141	SLDSE	Belge	96	6	A	R
161	SLDSE	Hot Pink	96	2	A	R
163	SLDSE	Ray	94	4	D	R
172	SLDSE	Barbie Pink	96	2	B	R
201	SLDSE	Maroon	98	3	E	R
204	SLDSE	Red Dynasty	98	4	D	R
207	SLDSE	Divine Yellow	98	5	E	R
217	SLDSE	Light Orange	98	4	B	R
226	SLDSE	Yellow	98	5	D	R
230	SLDSE	Crown Yellow	98	5	B	R
247	SLDSE	Dutch Green	98	2	B	R
251	SLDSE	Bright Green	98	1	B	R
257	SLDSE	Olive	98	1	A	R
268	SLDSE	Line	98	1	C	R
261	SLDSE	Dark Grey	94	2	D	R
268	SLDSE	Dust	94	2	C	R
271	SLDSE	Light Grey	94	2	C	R
275	SLDSE	Peel Grey	94	3	A	R
281	SLDSE	Blue Bell	98	5	E	R
284	SLDSE	Coconut	98	4	A	R
287	SLDSE	Blue Galaxy	98	4	D	R
401	ONE	Black	93	2	B	R
401	SLDSE	Black	93	1	B	R
401	SLDSE	Black	94	2	F	R
682	SLDSE	Hot Pink	92	2	B	R
719	SLDSE	Margaret Beach	60	2	B	R
738	SLDSE	Oak	58	3	B	R
749	SLDSE	Sepals	56	2	A	R
770	SLDSE	Douglas Fir	54	2	A	R
803	SLDSE	White Silver	80	2	B	R
809	SLDSE	Metairie Grey	80	2	C	R
9003	SLDSE	Philippine Teak	86	3	A	R
9006	SLDSE	Thames Maple	61	1	A	R
9018	SLDSE	Brooks Walnut	57	3	A	R
9854	ONE	Copper Teak	74	2	B	R
9858	ONE	West Oak	74	2	A	R

GREENLAM DOORS SPECIAL RANGE - 3' X 7'

D.No.	Finish	Design Name	Page	Row	Column	D
101	SLDSE	White	94	2	A	D
107	SLDSE	Wood	94	1	D	D
124	SLDSE	Mysons Ivory	94	1	E	D
132	SLDSE	Cyclone	94	4	B	D
133	SLDSE	Moon Stone	94	4	A	D
141	SLDSE	Belge	96	6	A	D
163	SLDSE	Arvind	94	5	A	D
204	SLDSE	Red Dynasty	98	4	D	D
261	SLDSE	Dark Grey	94	2	D	D
270	SLDSE	Silver Grey	94	2	B	D
281	SLDSE	Electric Blue	98	5	E	D
608	SLDSE	American Walnut	50	3	A	D
633	SLDSE	Dunnet Beach	63	1	A	D
637	SLDSE	Wild Cherry	54	2	A	D
676	SLDSE	European Walnut	59	3	A	D
682	SLDSE	Hot Pink	92	2	B	D
683	SLDSE	Golden Maple	67	2	B	D
683	SLDSE	Silver Pear	67	3	B	D
683	SLDSE	Wendover Maple	63	2	B	D
707	SLDSE	Young Beach	62	3	A	D
732	SLDSE	Cherry	62	1	A	D
711	SLDSE	Star Teak	64	3	A	D
719	SLDSE	Silver Maple	62	1	A	D
731	SLDSE	Wings	66	1	A	D
750	SLDSE	White Beach	54	1	A	D
786	SLDSE	Rich Walnut	62	1	A	D
770	SLDSE	Douglas Fir	54	2	A	D
781	SLDSE	Missouri Walnut	58	3	B	D
9003	SLDSE	Philippine Teak	86	3	A	D
9007	SLDSE	White Larch	51	2	A	D
9009	SLDSE	Larch Wood	52	2	A	D
9018	SLDSE	Brooks Walnut	57	3	A	D
9049	SLDSE	Red Oak	64	1	B	D
9050	SLDSE	Unbleached	59	1	B	D
9052	SLDSE	Horizontal Ebony	57	3	B	D
9055	SLDSE	Philippine Teak	86	3	A	D
9006	SLDSE	Thames Maple	61	1	A	D
9007	SLDSE	White Larch	51	2	A	D
9009	SLDSE	Larch Wood	52	2	A	D
9018	SLDSE	Brooks Walnut	57	3	A	D
9068	SLDSE	Copper Teak	74	2	B	D
9069	SLDSE	Carbon Teak	85	2	B	D
9070	SLDSE	Brown Maple	65	3	B	D

GREENLAM COMPACT LAMINATE RANGE - 6' X 6' / 6' X 12'

D.No.	Finish	Design Name	Page	Row	Column	C
121	SLDSE	Ivory	96	5	A	C
124	SLDSE	Mysons Ivory	94	1	E	C
132	SLDSE	Moon Stone	94	4	A	C
134	SLDSE	Multi Ash	94	5	D	C
141	SLDSE	Belge	96	6	A	C
161	SLDSE	Hot Pink	96	2	A	C
163	SLDSE	Ray	94	4	D	C
183	SLDSE	Crusader	98	6	E	C
201	SLDSE	Maroon	98	3	E	C
204	SLDSE	Red Dynasty	98	4	D	C
207	SLDSE	Divine Yellow	98	5	E	C
217	SLDSE	Light Orange	98	4	B	C
226	SLDSE	Yellow	98	5	D	C
230	SLDSE	Crown Yellow	98	5	B	C
247	SLDSE	Dutch Green	98	2	B	C
251	SLDSE	Bright Green	98	1	B	C
257	SLDSE	Olive	98	1	A	C
268	SLDSE	Line	98	1	C	C
261	SLDSE	Dark Grey	94	2	D	C
268	SLDSE	Dust	94	2	C	C
271	SLDSE	Light Grey	94	2	C	C
275	SLDSE	Peel Grey	94	3	A	C
281	SLDSE	Blue Bell	98	5	E	C
284	SLDSE	Coconut	98	4	A	C
287	SLDSE	Blue Galaxy	98	4	D	C
401	ONE	Black	93	2	B	C
401	SLDSE	Black	93	1	B	C
401	SLDSE	Black	94	2	F	C
682	SLDSE	Hot Pink	92	2	B	C
719	SLDSE	Margaret Beach	60	2	B	C
738	SLDSE	Oak	58	3	B	C
749	SLDSE	Sepals	56	2	A	C
770	SLDSE	Douglas Fir	54	2	A	C
803	SLDSE	White Silver	80	2	B	C
809	SLDSE	Metairie Grey	80	2	C	C
9003	SLDSE	Philippine Teak	86	3	A	C
9006	SLDSE	Thames Maple	61	1	A	C
9007	SLDSE	White Larch	51	2	A	C
9009	SLDSE	Larch Wood	52	2	A	C
9018	SLDSE	Brooks Walnut	57	3	A	C
9068	SLDSE	Copper Teak	74	2	B	C
9069	SLDSE	Carbon Teak	85	2	B	C
9070	SLDSE	Brown Maple	65	3	B	C

Size Availability in Finishes

Finish/Size	Abbreviation	GREENLAM STANDARD (4' X 8')	GREENLAM DOOR SPECIALS (3' X 7')	GREENLAM "L" Range (4.25' X 10')	GREENLAM "K" Range (5' X 12')	GREENLAM COMPACT LAMINATES (6' X 12')
CHASED WOOD	CHS	✓	-	-	-	-
COUNTRY WOOD	CTR	✓	-	-	-	-
EDGY ASH	ASH	✓	-	-	-	-
EMBOSSED INTERWEAVE	EMI	✓	-	-	-	-
HANDSCRAPPED	HSC	✓	-	-	-	-
HD GLOSS	HGG	✓	-	-	-	-
NAPPA LEATHER	NLT	✓	-	-	-	-
OLMO	OLM	✓	-	-	-	-
PACIFIC TRAIL	PTR	✓	-	-	-	-
RAFFIA	RAF	✓	-	-	-	-
RAW SILK	RSL	✓	-	-	-	✓
SANTHIA	SAN	✓	-	-	-	-
SIERRA	SFA	✓	-	-	-	-
SPARKLE	SPK	✓	-	-	-	-
STONE	STN	✓	-	-	-	-
STUCCO	STC	✓	-	-	✓	-
SUEDE	SUD	✓	✓	✓	✓	✓
SUPER GLOSS	SGL	✓	-	-	-	-
SYNCHRO	SY1, SY2	✓	-	-	-	-
TECHNO STEEL	TS1	✓	-	-	-	-
TEXMEX	TXM	✓	-	-	-	-
VERACIOUS BARK	VRB	✓	-	-	-	-
ZERO REFLECTION	ZRL	✓	-	-	-	-

Note: All Sample are in Suede finish unless mentioned.

- ① Design available in Post Forming grade also
- ② Greenlam Doors Special also available in 3' x 7'
- ③ Compact Laminates also available in 6' x 12'
- ④ Design also available in 4.25' x 10'
- ⑤ Design also available in 5' x 12'
- P Premium

New Design Highlighted in Red Colour

LIABILITY
Whereas the products are manufactured to exacting standards, the nature of the application procedure is beyond our control. While we are pleased to offer advice, we cannot guarantee the finishing results or accept liability for it. All information is provided in good faith but without warranty expressed or implied. The liability of the Company is limited to replacement of defective goods only. It is therefore necessary that prior to any commercial use you should conduct your own tests to evaluate efficacy of the product under the particular condition for its intended use.

TECHNICAL specification

Greenlam High Pressure Laminates

	1.00mm (+/- 0.10mm)	✓	1.50mm (+/- 0.13mm)	✓
Thickness				
Resistance to surface wear	100 (excellent)	✓	100(excellent)	✓
Resistance to immersion in boiling water				
-Mass increase(%)	10.0 (maximum)	✓	2.3(maximum)	✓
-Thickness increase(%)	11.8 (maximum)	✓	8.5(maximum)	✓
-Appearance	Not worse than 4	✓	Not worse than 4	✓
Resistance to dry heat 180°C	Not worse than 4	✓	Not worse than 4	✓
Dimensional Stability at elevated temp.				
-Longitudinal(%)	0.55 (maximum)	✓	0.46(maximum)	✓
-Transverse(%)	1.025 (maximum)	✓	0.86(maximum)	✓
Dimensional stability at 20°C				
-Longitudinal(%)	0.375 (maximum)	✓	0.371(maximum)	✓
-Transverse(%)	0.40 (maximum)	✓	0.49(maximum)	✓
Resistance to impact by small diameter ball	20.9 (minimum)	✓	20.9 (minimum)	✓
Resistance to cracking	Not worse than 4	✓	Not worse than 4	✓
Resistance to scratching	2.9 (minimum)	✓	29 (minimum)	✓
Resistance to staining				
Group 1B2	Not worse than 5	✓	Not worse than 5	✓
Group 1B4	Not worse than 4	✓	Not worse than 4	✓
Resistance to color change(wet standards in Sun on light in enclosed Carbon arc light)	Not worse than 6 Not worse than 5	✓ ✓	Not worse than 6 Not worse than 5	✓ ✓
Resistance to cigarette burns	Not worse than 3	✓	Not worse than 3	✓
Resistance to steam	Not worse than 4	✓	Not worse than 4	✓
Appearance	Should be free from foreign particles	✓	Should be free from foreign particles	✓

Greenlam Industries Limited warrants that all its products are free from manufacturing defects and perfectly fit for use under normal conditions, in case of any claims, the liability of the company is however limited to the cost of the product only.

Note: The samples shown here are only indicative of the colour patterns and finishes available.

*Greenlam is available in 1.00mm Greenlam sport® is available in 1.2mm

PRODUCT PORTFOLIO

Greenlam compact laminates and allied products

As Asia's leading manufacturer of high pressure laminates, Greenlam offers you durable and decorative Greenlam Compact Laminates. The perfect choice to build your ideal interior and exterior. While their sturdiness makes them apt for a wide range of applications, their spectacular colours make them more desirable.



Exterior Grade Compact Laminates with unmatched GLE technology designed to make exteriors entrancing and gripping.



Planned by the seasoned artistic minds, these new patterns let you explore infinite possibilities and breathe new life into your spaces with sheer brilliance.



Interior Grade Compact Laminates crafted to beautify your interiors, made from solid grade high pressure Compact Laminates.



Specifically crafted for interior design projects and bespoke furniture, these laminates are perfect for edging to create a uniform and seamless finish.



Chemical Resistant Compact Laminates, designed specifically to shield surfaces from chemical abuse.



The result of our cutting-edge technology, these revolutionary laminates have solid coloured patterns over the edges to add an extra edge of magnificence.



Presenting a new world of restroom cubicles and locker solutions adorned with innovative designs and unique features. If taking you to design your world your way with its customization features, it offers you innovative and bold patterns & themes to turn spaces into marvels. Not only this, our expert installation team installs these lockers and restroom cubicles at your spaces ensuring perfection.



Thinner alternatives of Compact Laminates, these panels are durable and sturdy as ply boards. These are designed to be particularly resistant to degradation, scratch and stain, making them perfect for bathroom doors, workstation partitions and other self-supporting vertical applications.

GREENLAM PARTICLE BOARDS



Flush with excellent machinability, superior screw-fixing power & smooth surface finish, these Melamine-Faced Chip Boards are crafted to add perfection to the spaces. Offering a very wide range of stunning designs, they are ideal for both commercial and residential spaces.

WOODS AND ALLIED PRODUCTS

When nature meets imagination, a masterpiece is born!

A true charmer, this range has everything to add natural charisma to your interiors that stays till eternity.



A premium range of natural decorative veneers that make your interiors naturally beautiful. This exclusive range of veneers brings you the world's most exotic timbers offering you more than 200 species of woods. Available in Natural / Teak / Engineered.



Unlike traditional doors, Mikasa offers you door solutions. Ready to fit, engineered wood, superior factory-finished products look at the doors in a whole new light.



Mikasa real wood floors, produced in India for the first time, draws inspiration from a Spanish phrase "Mi Casa, Su Casa", which means my home is your home. Mikasa is inspired by wood. Each piece of wood is enhanced using the latest technology, thus bringing out the true character of wood. It offers the largest collection of engineered wooden flooring in various thicknesses and sizes. We create the finest floors. For those who have the finest taste.

PRODUCT PORTFOLIO

Greenlam laminates and allied products



A result of an undying passion for craft, technology and art; Greenlam product range can work with almost any style of décor. Offering breakthrough designs and stunning textures which are incredibly gorgeous and strikingly creative. Designed to transform dull spaces to a lively paradise. Each variant of laminate is complemented by exquisite detailing and understated, to say the least.



HD GLOSS LAMINATE



A superior glass laminate empowered with the best in class 500F, Abrasion and MAR resistance to resist permanent deformation or micro scratches resulting from the application of dynamic mechanical force.



DIGITAL LAMINATE



Innovation and contemporary consolidated into one. Extensive variety of digital colours and patterns for you to enrich every nook and corner of your spaces. Be a trendsetter.



DECOLINER LAMINATE



Range of low maintenance free grade laminates that add a new dimension to your craftsmanship. Make your cabinets, cupboards & wardrobes as beautiful inside as they are outside.



ELECTROSTATIC DISSIPATIVE LAMINATE



When it comes to excellent dimensional ESD laminates come first. Having five times stiffness than its substitute, the chances accumulation are less on these laminates. them ideal for IT offices, call centres, lab, electronic industries, pharmaceutical labs where electronic gadgets are regularly used.



UNICORE LAMINATE



A result of an undying passion for craft, technology and art, these laminates are perfect for edging to create a uniform and seamless finish with no dark edges. Made with special decorative paper, Unicore, in solid colours, seeds & glass surfaces, it enhances the décor, aesthetically.



DOOR SPECIAL LAMINATE



A range to perfectly fit for doors, these laminates not only clad your doors seamlessly but also make them look beautiful. Available in a specialised 2'x7" size to cater to your every need.



CHALK & MARKER GRADE LAMINATE



Two premium range of laminates, white chalk simply flows on a chalk board whereas marker board is fit for markers. Available in a variety of colours, these laminates, when wiped, turn spotless and live much longer than the traditional boards in schools and corporate houses.



COUNTER TOP LAMINATE



A perfect fit when it comes to kitchen and bathroom settings, these laminates are elegant and modern, and at the same time resistant to stains, moisture and abrasion. Available in a wide range of sizes and colours to add to your taste of stylish interiors.



SWITCH BOARD PANEL



A collection of ready to use switch board panels which can be easily cut and drilled, these panels are apt for homes and offices. Manufactured under strict process control, these panels come to life by layering of phenolic resin impregnated "A" Grade kraft paper with melamine strength and electrical properties.



FIRE RETARDANT LAMINATE



Treated with imported fire retardant chemicals which help in delaying temperature rise, making it resistant to fire. Available in a variety of colours and designs, these laminates are high in aesthetic appeal and ensure secured environment.



SUPERTUFF LAMINATE



Tough from inside. Exquisite on the outside. That are Greenlam Supertuff laminates for you. Available in 1.5mm thickness, these laminates are engineered to withstand rough usage.



CUSTOM LAMINATE



Now decorate the world around you with your imagination and adorn your house just the way you want with custom laminates. Bring us your own images, artwork, photos etc or illustrations and we'll create laminates that are unusual and memorable.



POSTFORMING LAMINATE



Designed exclusively to enhance the aesthetics of your interiors while preventing water seepage in crevices and moisture retention. Armed with added flexibility and malleability, the post forming laminates are ideal for application on shutters, counter tops, furniture tops etc.



A: Ness Baug, Shop No. A,B,C/ 4-5, Nana Chowk, Grant Road (West), Mumbai - 400007.
(Maharashtra-India). | T: +91-22-23880548 / 23860548 | E: sales@suveneers.com

A: Suveneers NX, Shop No 1,2,3, Mohan Centre Building, Opposite Railway Fatak,
Vile Parle (West), Mumbai - 400056. | T: +91-22-26121693 / 26121692 | E: suveneersnx@rediffmail.com

www.suveneers.com | Follow us on [f](#) [in](#) [t](#) [@](#) [p](#)